



District Report Card: 2017


State: West Bengal	District: Maldah
Class: 3	Subject: Mathematics
Schools: 60	Students: 1281


Participation/Coverage


Students

GENDER 	Boys		Girls	
	Number	%	Number	%
	612	47.78	669	52.22

AREA 	Rural		Urban	
	Number	%	Number	%
	1261	98.44	20	1.56

CATEGORY 	SC		ST		OBC		GEN	
	Number	%	Number	%	Number	%	Number	%
	278	21.70	66	5.15	261	20.37	676	52.77

CWSN 	LD	VI	HI	S&LD	ID	Oth
	0	2	2	2	1	19

Management 	Government		Government-aided	
	Number	%	Number	%
	520	40.59	761	59.41

Average Performance of Students in Mathematics (%)

Overall	Gender		Area		Management		Social Group			
	Male	Female	Rural	Urban	Govt.	Aided	SC	ST	OBC	GEN
69.24	69.62	68.89	69.23	70.00	62.68	73.72	70.98	69.49	69.32	68.46

Performance on Learning Outcomes (LOs)

Learning Outcomes	Description	Average Performance(%)
M301	Reads and writes numbers up to 999 using place value	67.26
M302	Compares numbers up to 999 based on their place values	80.48
M303	Solves simple daily life problems using addition and subtraction of three digit numbers with and without regrouping	65.34
M304	Constructs and uses the multiplication facts (up till 10) in daily life situations	74.90
M305	Analyses and applies an appropriate number operation in the situation/ context	64.87
M306	Explains the meaning of division facts by equal grouping/sharing and finds it by repeated subtraction	69.56
M309	Identifies and makes 2D-shapes by paper folding, paper cutting on the dot grid, using straight lines etc.	80.77
M311	Fills a given region leaving no gaps using a tile of a given shape	36.39
M312	Estimates and measures length and distance using standard units like centimeters or meters & identifies relationships	43.73
M317	Reads the time correctly to the hour using a clock/watch	79.70
M318	Extends patterns in simple shapes and numbers	60.11
M319	Records data using tally marks, represents pictorially and draws conclusions	82.12

Range of Performance of Students who Answered Correctly							
Below 30%		30% - 50%		50% - 75%		Above 75%	
Number	%	Number	%	Number	%	Number	%
98	7.65	163	12.72	420	32.79	600	46.84

Lowest Performing Learning Outcomes (LOs)

- 1 - Fills a given region leaving no gaps using a tile of a given shape (36.39)
- 2 - Estimates and measures length and distance using standard units like centimeters or meters & identifies relationships (43.73)
- 3 - Extends patterns in simple shapes and numbers (60.11)
- 4 - Analyses and applies an appropriate number operation in the situation/ context (64.87)
- 5 - Solves simple daily life problems using addition and subtraction of three digit numbers with and without regrouping (65.34)